

MCP1A Non-Addressable Call Points

Data Sheet



The MCP1A-R470 range are manual call points, both with a 470 Ohm resistor and Normally Open contact, complete with glass. The MCP1A-R470FG-01 is designed for semi-flush mounting and the MCP1A-R470SG-01 is designed for surface mounting. The call points are designed to provide a manual alarm interface to non addressable fire alarm control panels. Both call points are supplied in the standard red colour.

Features

- Unique 'Plug & Play' installation concept
- Re-settable operating element option
- Resistive and clean contact connections
- Semi-flush or surface mounting
- Fully compliant with EN54, Part 11
- Backward compatibility
- Yellow version for Extinguishant Release

The MCP1A-Y470SG-14 is a manual yellow call point with 470 Ohm resistor and Normally Open contact, complete with glass, designed for surface mounting. This unit is designed to be used with an extinguishant system and it is labelled "Extinguishant Release". Installation efficiency, flexibility and compliance with the latest standards are at the heart of the call point range.

The unique 'plug and play' concept is designed specifically to reduce installation time by using a terminal block which can be wired during the initial installation cabling with a link (P102) to provide continuity for testing. During the commissioning phase, the links are removed and the terminal block is simply inserted into the connector at the back of the unit. No re-termination is required.

Both break glass, supplied, and resettable operating elements (PS230) can be used in the standard unit. by a yellow strip on the element which becomes visible when activated. With the addition of a hinged transparent cover (PS200) the element may be protected against accidental operation and may be further protected by using a cover seal (P056) which requires breaking in order to operate the unit.

A specialist test key may be inserted into the bottom of the unit to lower the glass and release the micro-switch and thus a full functional test is achieved.

Installation

The MCP1A-R470FG-01 call point is suitable for semi-flush mounting as standard, for indoor use, and uses a single-gang electrical knock-out box.

The MCP1A-R470SG-01 and MCP1AY470SG-14 are supplied complete with matching, surface box which may be drilled to allow cable entry. Mounting hardware and installation instructions are provided with each unit.

Non-Addressable Manual Call Point MCP1A-R470FG-01 & MCP1A-R470SG-01 & MCP1A-Y470SG-14

The MCP1A-R470 range are manual call points, both with a 470 Ohm resistor and Normally Open contact, complete with glass. The MCP1A-R470FG-01 is designed for semi-flush mounting and the MCP1A-R470SG-01 is designed for surface mounting. The call points are designed to provide a manual alarm interface to non addressable fire alarm control panels.

MCP1A-R470FG-01 & MCP1A-R470SG-01 call points are supplied in the standard red colour.

The MCP1AY470SG-14 call point is marked "Extinguishant Release" and supplied in yellow.



Specifications

Non-Addressable Manual Call Point MCP1A-R470FG-01 & MCP1A-R470SG-01 MCP1A-Y470SG-14

Mechanical Specification

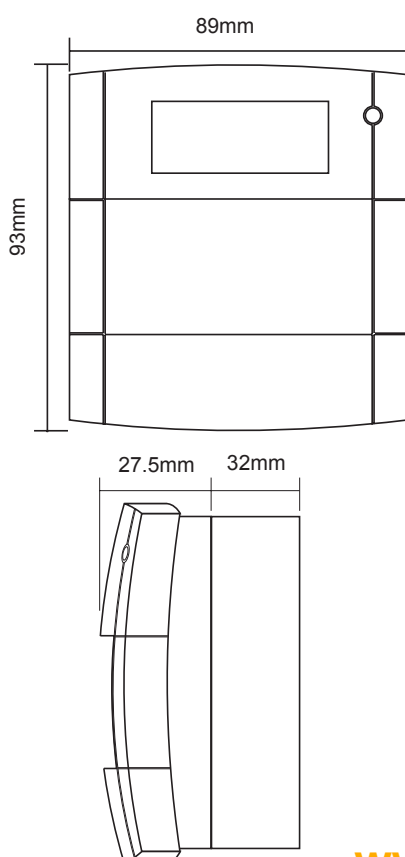
- Dimensions:
 - Semi-flush mounting:
 - Height: 93 mm
 - Width: 89 mm
 - Depth: 27.5 mm
 - Surface mounting:
 - Height: 93 mm
 - Width: 89 mm
 - Depth: 59.5 mm
- Weight:
 - Flush 130 g
 - Surface 180 g

Electrical Specification

- Current Rating: 2A (switching only)
- Operating Voltage: 30VDC maximum

Environmental Specifications

- Operating temperature -10°C to +55°C
- Relative humidity: 93± 3% non-condensing
- Ingress Protection (IP) Rating: IP24D



Non-Addressable Waterproof Manual Call Point WCP1A-R470SG-01

The outdoor WCP1A is an IP67 sealed manual call point product. The enhanced environmental protection allows the unit to be installed in many external environments where water and dirt are likely to be present, making it a true waterproof and outdoor product.

Full compliance with the latest standards is essential and the new WCP indoor call point range is fully approved to the latest EN54-11 standard.

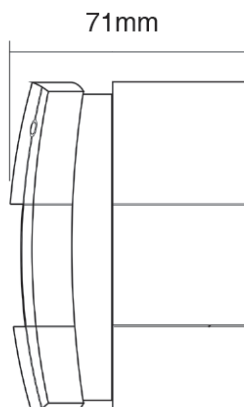
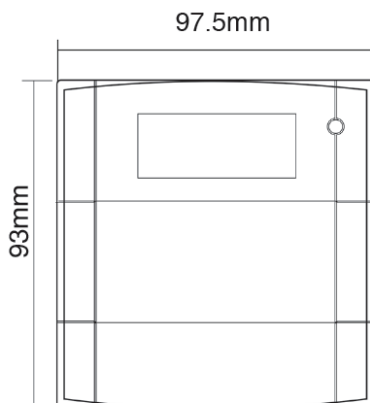


Specifications

Non-Addressable Waterproof Call Point WCP1A-R470SG-01

Mechanical Specification

- Dimensions:
 - Height: 93 mm
 - Width: 97.5 mm
 - Depth: 71 mm
- Weight: 240 g
- Mounting hole centres: 60mm











Electrical Specification

- Current Rating: 2A (switching only)
- Operating Voltage: 30VDC maximum

Environmental Specifications

- Operating temperature: -30°C to +70°C
- Relative humidity: 0-95% non-condensing
- Ingress Protection (IP) Rating: IP67

Product Range at a Glance

		Part Number
	Flush call point with 470 Ohm resistor and N.O. contact. Complete with glass.	MCP1A-R470FG-01
	Surface call point with 470 Ohm resistor and N.O. contact. Complete with glass.	MCP1A-R470SG-01
	Surface outdoor call point with 470 Ohm resistor and N.O. contact. Complete with glass.	WCP1A-R470SG-01
	Surface yellow call point with 470 Ohm resistor and N.O. contact. Labelled "Extinguishant Release" and supplied with glass.	MCP1A-Y470SG-14
	Intrinsically safe indoor call point, 470 Ohm. ATEX Approved.	MCP1A-R470SG-01IS
	Intrinsically safe outdoor call point, 470 Ohm.	WCP1A-R470SG-01IS
	Single terminal surface back box for call points.	SR1T
	Pack of 10 EN54 Pt.11 glasses (NOTIFIER labelled).	KG1/N10/GL1293
	Pack of ten resettable elements.	PS230
	MCP range continuity links	P102
	Call point cover.	PS200
	Call point cover seal. Pack of 5 non World Series.	P056